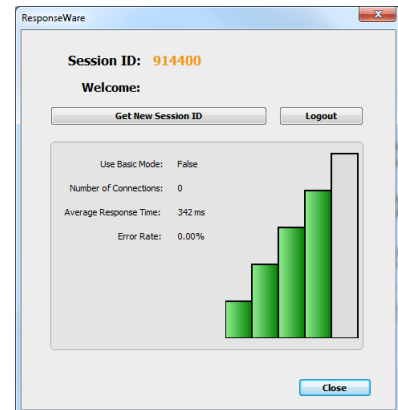



# Turning Point ResponseWare – student guide

## How to use ResponseWare during a lecture

1. Your tutor will show you a six-digit **Session ID**, which you use to vote. Make a note of it in case you need to re-enter it during the session.

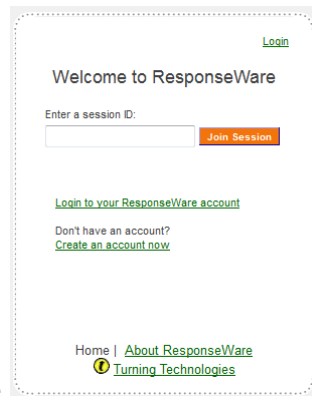


2. Open the ResponseWare app on your device or browse to <https://www.responseware.eu> type the Session ID and click **Join**:



iOS

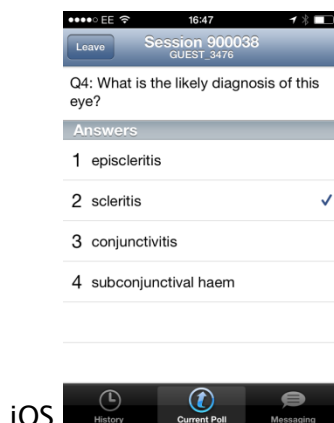
website



**IMPORTANT:** we highly recommend you install and use the ResponseWare app if you have an iOS or Android mobile device.

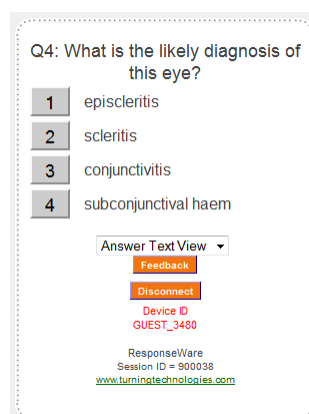
Alternatively, use an up-to-date supported browser such as Chrome. Older browsers (especially Android 'Browser') may not work.

3. When a voting slide appears, you will see the answer choices on screen. Tap or click to select your answer. You can change your answer by tapping or clicking at any point before voting closes. Note that you may need to scroll down to see all answer choices.



iOS

website



The example question shown is based on a photo of an eye displayed on the question slide, so note that only the answers appear on the website or app.

4. If your phone, tablet or laptop goes to sleep or otherwise loses its internet connection during the session, you may need to enter the session ID again before you can answer a new question.

## About ResponseWare

ResponseWare is an online service that enables you to participate in votes presented using TurningPoint using your own internet-connected device, such as a smart phone, tablet or laptop. Special apps are available for iOS and Android devices, but you can also vote via a website that can be accessed using a standard modern web browser.

You can vote using ResponseWare on your own device while other students vote using the clicker handsets; the software automatically combines your votes.

## Downloading the iOS and Android apps

If you have an iOS (Apple) or Android device we highly recommend downloading the app for a reliable and superior user experience.

You will need to be using iOS 7+ or Android 4+ (Ice Cream Sandwich, Jellybean, KitKat, Lollipop, Marshmallow etc.) - note that older devices may not be able to run the app.

- You can download the iOS ResponseWare app from the iTunes store:  
<https://itunes.apple.com/us/app/responseware/id300028504?mt=8>
- The Android ResponseWare app is available from the Google Play store:  
<https://play.google.com/store/apps/details?id=com.turningTech.Responseware&hl=en>

**Important note:** the first time you open the app, configure it to use the European server instead of the default US server. Open the app, tap the **menu icon** and choose **Settings**. Then select the Region **Europe/Africa/Middle East/Russia**. Tap the menu icon again, select **Home** and you are ready to go! Enter the Session ID, click Join and start voting.

## Using a supported web browser

If you use a web browser, it will need to be an up-to-date version of a supported browser, so for mobile devices that means iOS 7+ and for Android please install and use Chrome. For laptops, please use:

- Internet Explorer 10 or higher
- Chrome 34 or higher
- Firefox 28 or higher
- Safari 6 or higher

The URL of the website is <https://www.responseware.eu>